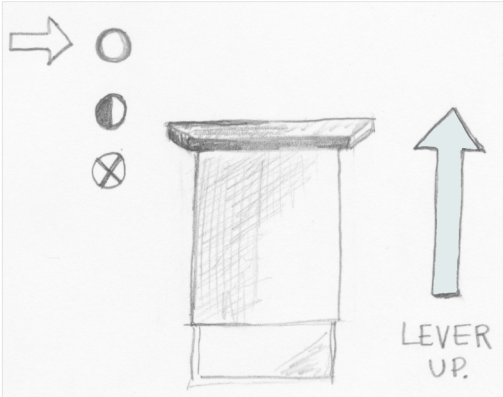
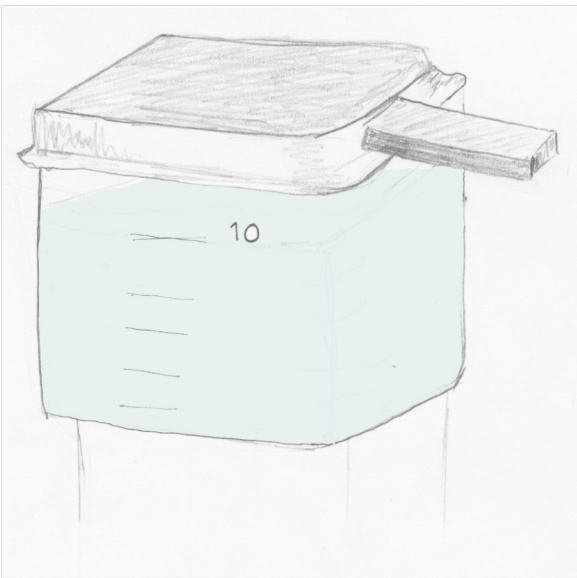


TO MAKE A GREAT POT OF COFFEE, FOLLOW THESE STEPS:

01. MAKE SURE ALL THE PARTS OF THE COFFEE MAKER ARE CLEANED.
02. MAKE SURE THE LEVER IS UP ON THE FILTER BASKET:




03. FILL WATER RESEVIOR TO THE 10 CUP LINE:




04. SCOOP 6.5 SPOONFULS OF COFFEE BEANS INTO THE COFFEE GRINDER.



05. SET THE GRINDER TO THE 4TH NOTCH IN THE 3RD SECTION.



06. POUR THE GRINDS INTO THE FILTER, SHAKE UNTIL EVENLY DISTRIBUTED.
07. USE THE FUNNEL ATTACHMENT WHILE BREWING & THE CAP WHEN FINISHED.



08. FINALLY, MAKE SURE THE MACHINE IS ON, THEN PLACE THE CARAFE UNDER THE FILTER AND THE MACHINE WILL START.

